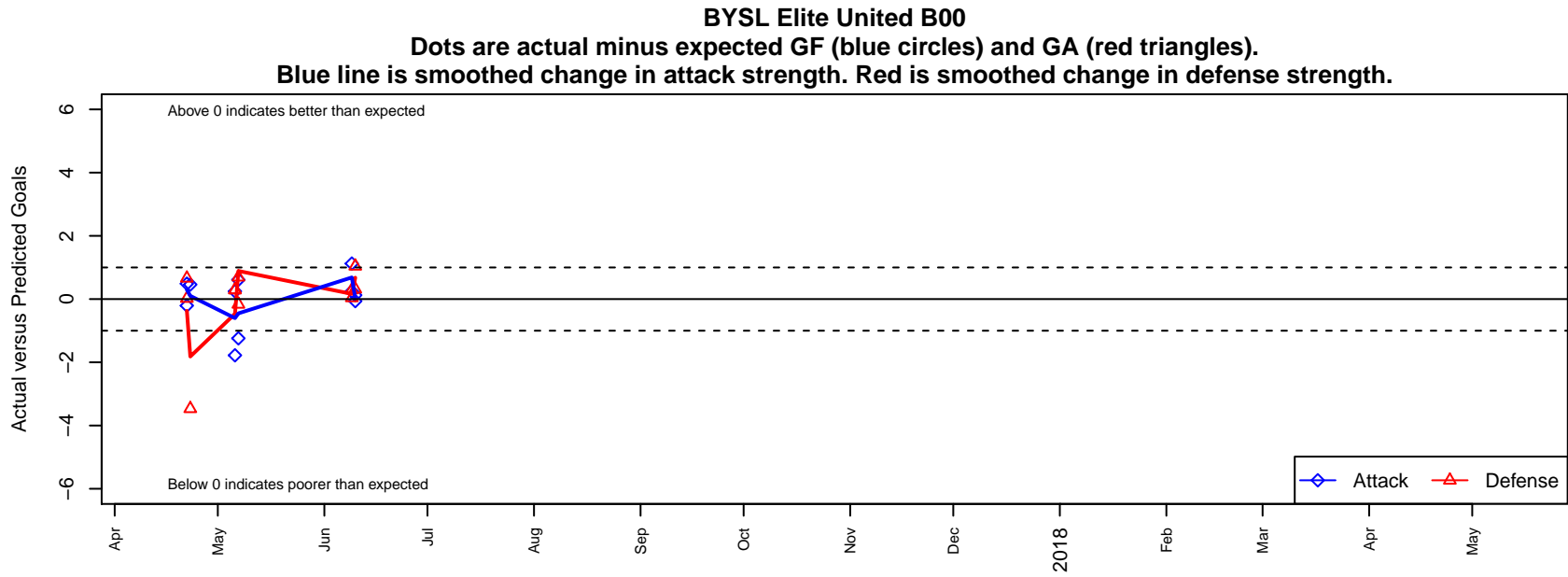


BYSL Elite United B00

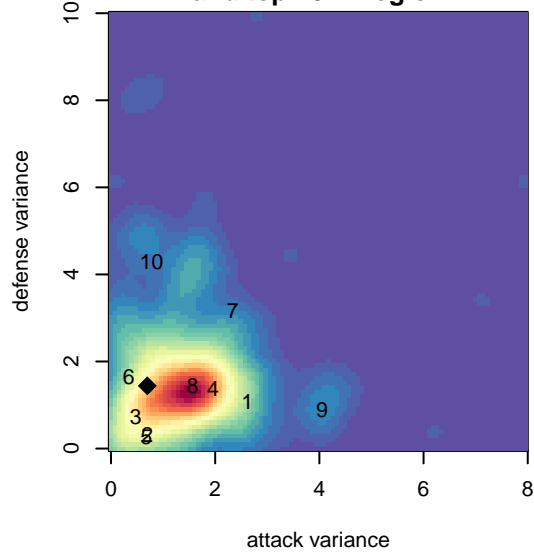
Idaho Falls, ID
B00 total strength=1514
attack=9.64 defense=14.6

alt names used:

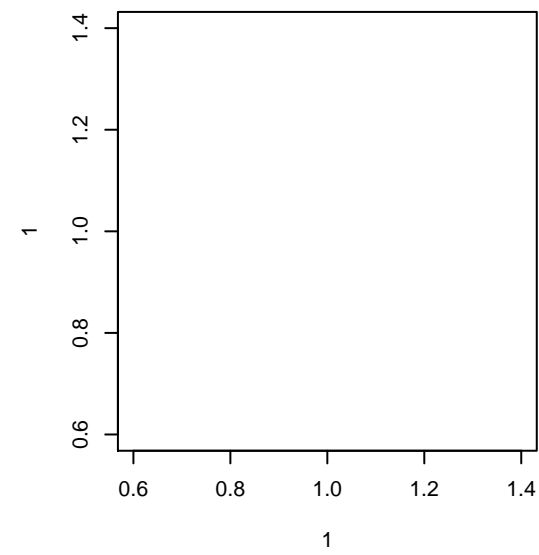
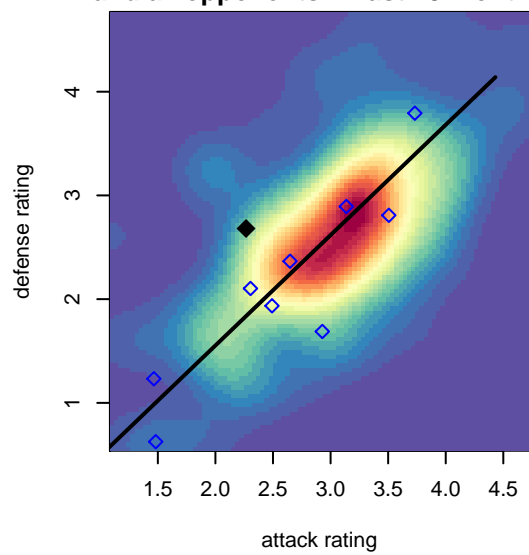
Venues played:
2016 Performance Cup High School
2016 Canyon Rim Classic U16-17B U17
2017 Yellowstone Cup U17



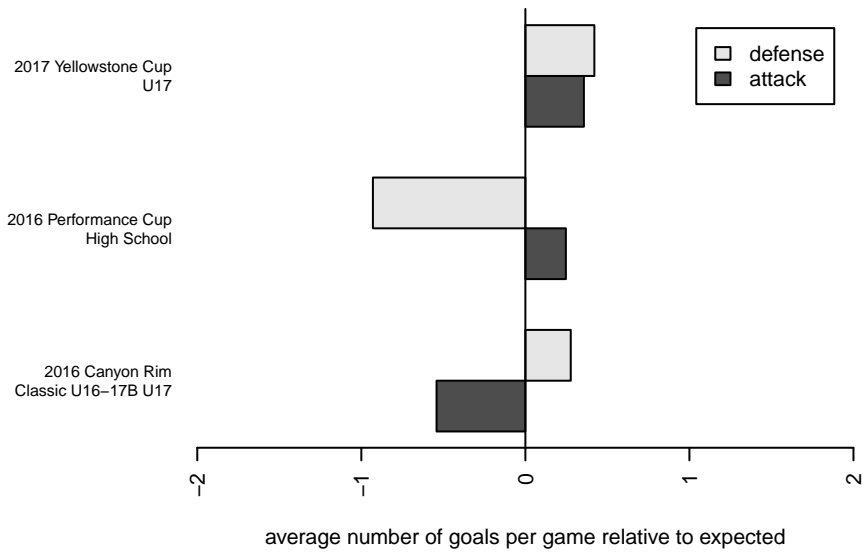
**attack and defense variance (black dot)
relative to other teams
and top 10 in region**



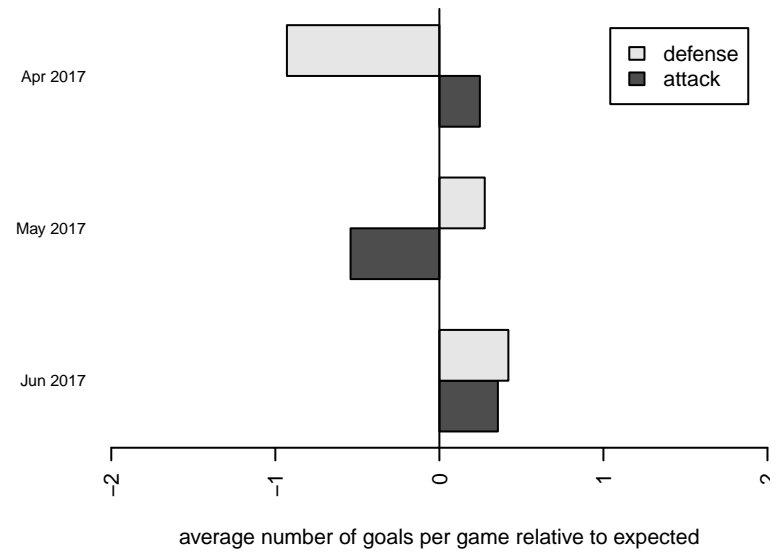
**attack and defense rating
relative to others at age
and all opponents in last 13 months**



Performance relative to 13 month average



Performance relative to 13 month average



date	home		away		venue	pred.home	pred.away
2017-06-10	BYSL Elite United B00	5	Teton FC B00	0	2017 Yellowstone Cup U17	5.06	0.31
2017-06-10	BYSL Elite United B00	1	Real Middleton AC Milan B00	0	2017 Yellowstone Cup U17	0.88	1.04
2017-06-09	PVSC United Benfica B01	0	BYSL Elite United B00	3	2017 Yellowstone Cup U17	0.29	2.76
2017-06-09	BYSL Elite United B00	2	Real Middleton AC Milan B00	1	2017 Yellowstone Cup U17	0.88	1.04
2017-05-07	BYSL Elite United B01	1	BYSL Elite United B00	2	2016 Canyon Rim Classic U16-17B U17	0.83	1.39
2017-05-07	Sun Valley Blue B01	0	BYSL Elite United B00	0	2016 Canyon Rim Classic U16-17B U17	0.69	1.24
2017-05-06	PVSC United Benfica B01	0	BYSL Elite United B00	3	2016 Canyon Rim Classic U16-17B U17	0.29	2.76
2017-05-06	Mountain Home SC Strikers B01	1	BYSL Elite United B00	0	2016 Canyon Rim Classic U16-17B U17	1.29	1.78
2017-04-23	Quad City Fusion Orange B98	6	BYSL Elite United B00	1	2016 Performance Cup High School	2.53	0.54
2017-04-22	BYSL Elite United B00	1	Twin Falls Rapids B00	1	2016 Performance Cup High School	0.51	1.66
2017-04-22	BYSL Elite United B00	0	Magic City SC White B98	3	2016 Performance Cup High School	0.21	3.02